

Chem Bell Work, August 15 – 18,  
2016

Safety,

# Bell Work, Monday, Aug 15

## 1. When is it okay to work alone in the lab?

- a. Never
- b. Always
- c. If it is okay with your lab partner.
- d. d. Sometimes
- e. None of the above.

## 2. What should you do before the lab begins?

- a. Always listen to directions given in class
- b. Read the instructions or handout.
- c. Gather up lab supplies
- d. a & b
- e. a & c

# Bell Work, Tuesday, Aug 16

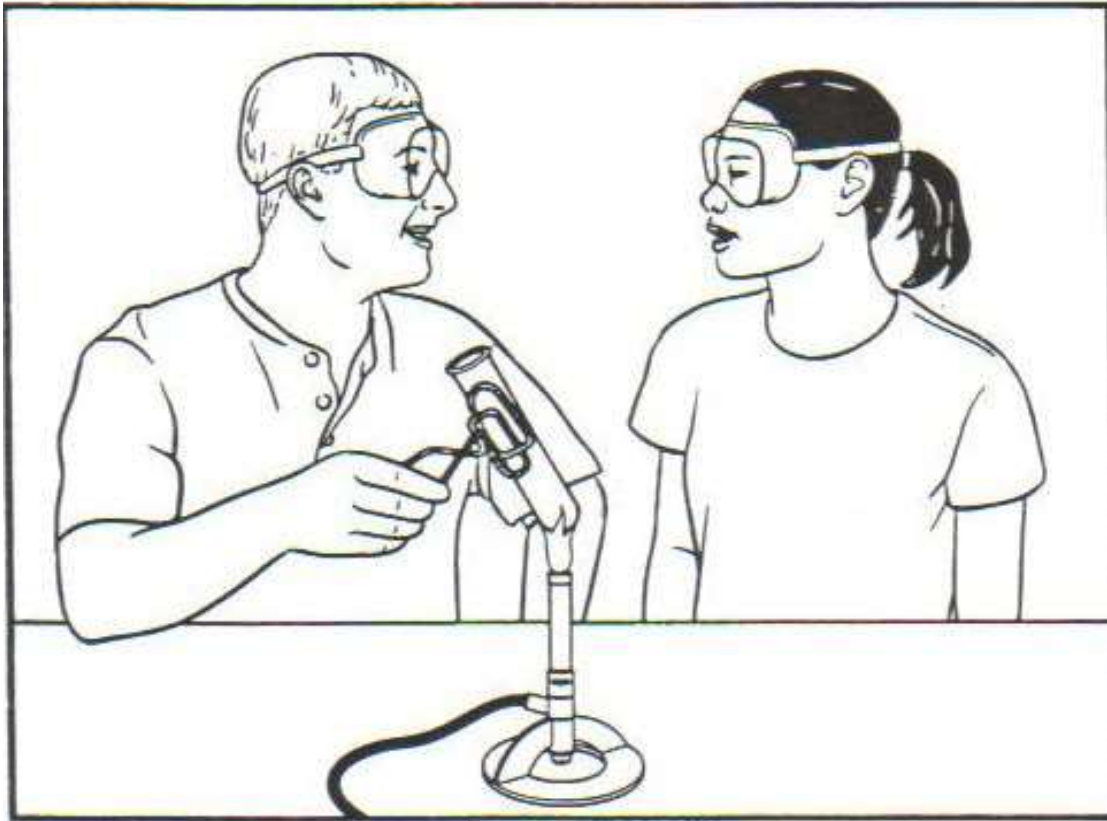
**1. If your lab partner gets something in his or her eyes you should do all the following except**

- a. Bring your partner to the eyewash station.
- b. Tell your partner to go to eyewash station while you continue to work on the experiment.**
- c. Help your partner flush their eyes.
- d. Tell teacher.
- e. All answers are correct.

**2. At the end of lab I should**

- a. Clean up my work area.**
- b. Leave everything for the next class
- c. Follow teachers instructions.**
- d. Answers a & c are correct.**

# Bell Work, Wed, Aug 17

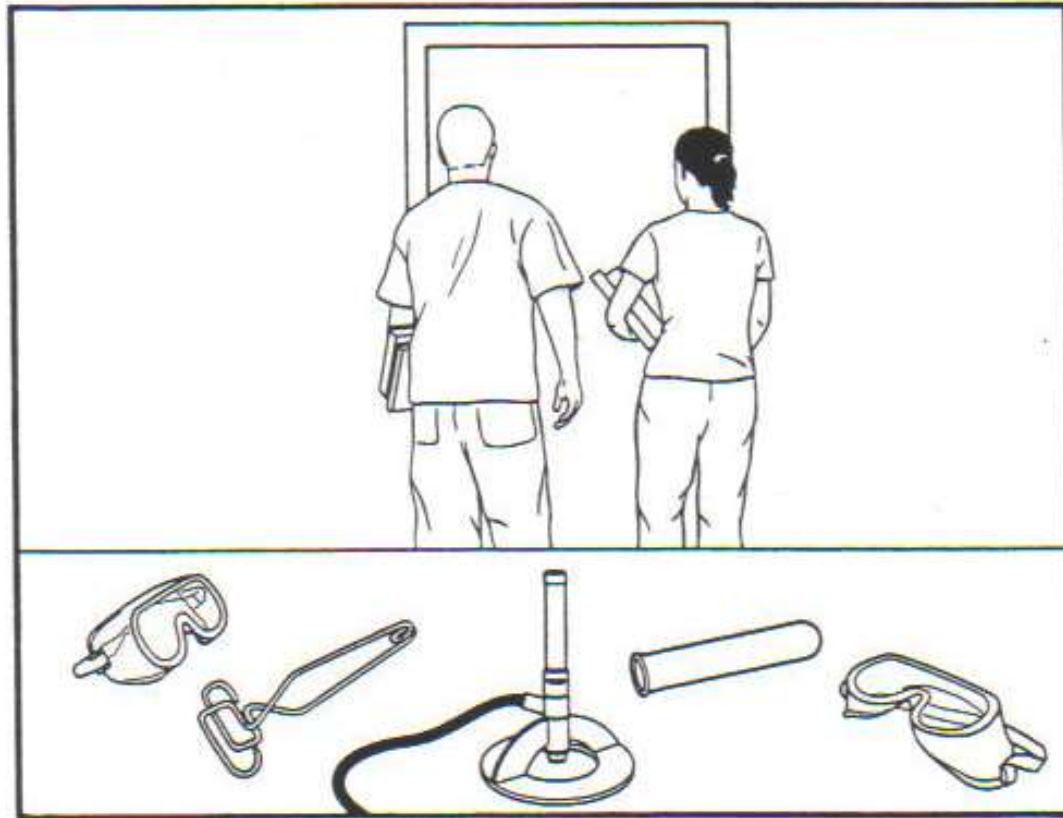


**DO NOT  
DRAW THE  
PICTURES**

**picture 1**

1. Explain what safety rule(s) these students are violating in picture 1?

# Bell Work, Wed, Aug 17



**picture 2**

**2. Explain what safety rule(s) these students are violating in the picture 2?**

# Answers Bell Work, Wed, Aug 17

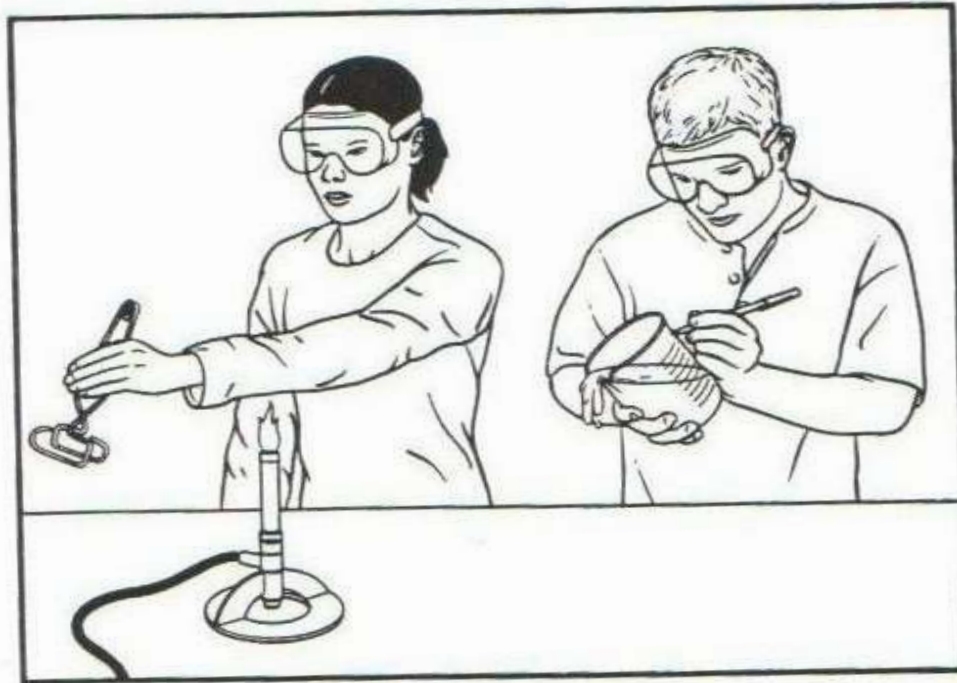
## picture 1:

- **The students are not paying attention to what they are doing.**
- They are socializing instead of paying attention to what they are doing.
- **He is pointing the test tube at his face.**
- **Never point the end of a test tube or any other container towards yourself and other people.**

## Picture 2:

- **Clean up before you leave the lab.**

# Bell Work, Thursday, Aug 18



15

**picture 3**

1. Explain what safety rule(s) these students are violating in picture 3?

# Bell Work, Thursday, Aug 13



**picture 4**

**2. Explain what safety rule(s) this student is violating in picture 4?**



# Answers Bell Work, Thursday, Aug 18

## 1. Picture 3:

- **The girl has her arm over the flame.**
- The boy is not being careful because he is spilling liquid from his beaker.

## 2. Picture 4:

- **She is not wearing goggles.**
- **There are unnecessary items are on the lab table.**
- **She is working alone.**